


Model: WATER MOUNTAIN LAKE SUPREME

Codes: 100274369

Group: G-143

Format: 29,6X29,6X0,4











RECOMMENDATIONS

Recommended adhesive	100201526 ONE-FLEX PREMIUM BLANCO 25KG
Recommended joint	100236442 COLORSTUK BLANCO N 0-4 5KG
Recommended joint (wet area)	100126899 EPOTECH CRYSTAL 3KG
Recommended adhesive (wet area)	100126899 EPOTECH CRYSTAL 3KG

TECHNICAL INFORMATION

Slip resistance (pendulum-wet)	CL 1 (20)	
Slip resistance (pendulum-dry)	CL 3 (80)	
Frost resistance	PASS	ISO 10545-12*
Resistance to thermal shock	PASS	ISO 10545-9*
Slip resistance (dcof)	0.36	ANSI 137.1*
Slip resistance group according to the inclination angle	A+B+C	
Composition	GLASS	

FEATURES

-  Gloss-free
-  Material with surface with the ability to produce reflections.
-  Material suitable for use on shower floors.
-  Material suitable for use on permanently wet areas.
-  Material suitable for use on indoor floors.
-  Material suitable for use on shower walls.
-  Material suitable for use on outdoor walls.
-  Material suitable for use on indoor walls.
-  Product mounted on a paper base. It has the same characteristics as those on mesh, and is indicated for permanently wet areas.

PACKING

Sales units per square meter	11.363636 PIECES/M2
Sales units per box	22 PIECES/BOX
Sales units per unit	1 PIECES
Sale unit	ST
Base unit	ST
Net weight	0.7 KG/PIECES
Gross weight	0.725 KG/PIECES

